

MNT Reform Trackpad Module

Dear MNT Customer,

Thank you for purchasing the MNT Reform Trackpad Module. We hope you will enjoy it.

Assembly

Please refer to the MNT Reform Operator Handbook for instructions on how to mount and connect the Trackpad Module in your laptop:

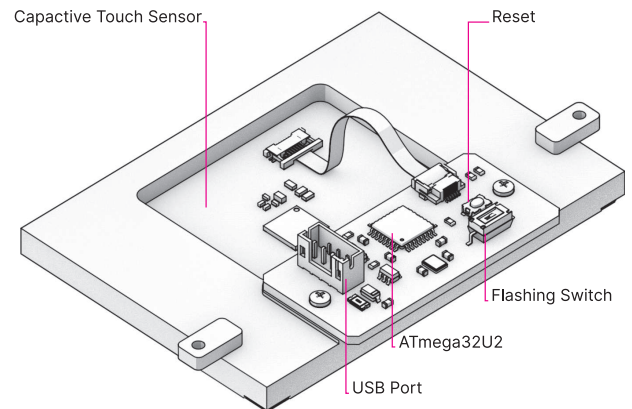
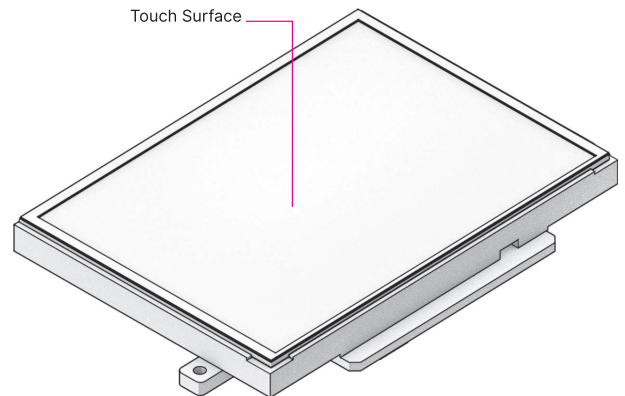
mntre.com/reform2/handbook/parts.html#trackpad

Operation

The trackpad senses the touch of your fingers. Unlike the trackball, it does not have any moving parts or buttons. Slide one finger across to move the cursor. Tapping with one finger acts like a left mouse button click. Sliding two fingers horizontally or vertically allows you to scroll. Tapping with two fingers performs a right click. To click and drag, i.e. to select text or drag and drop icons, use three fingers. Tapping three fingers is equivalent to a middle click.

Warranty

MNT Research covers the warranty to the extent required by law for the unmodified product. Warranty does not cover any modifications made to the product.



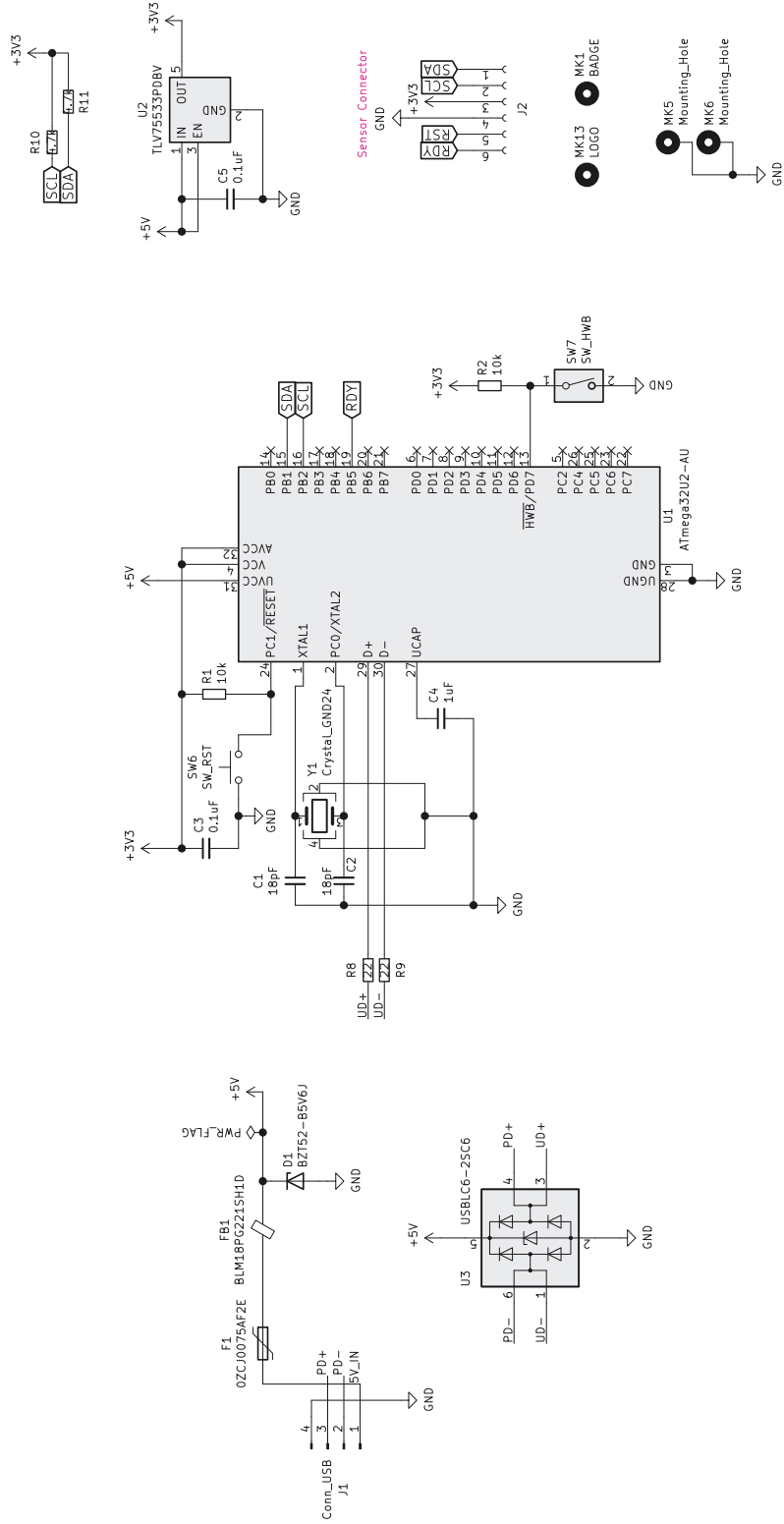
The product complies with the requirements of the European Directives and DIN standards:
EMC Directive 2014/30/EU (EN 55032:2015/A11:2020, EN 55035:2017/A11:2020)
Low Voltage Directive 2014/35/EU (EN 62368-1:2014)
RoHS Directive 2011/65/EU (EN 63000:2018)



Get updates and source code at: mntre.com/reform

Need help? Join community.mnt.re or write to support@mntre.com

Join our IRC channel [#mnt-reform](https://irc.libera.chat) on: irc.libera.chat



License: CERN-OHL-S 2.0
 Engineer: Lukas F. Hartmann
<https://mntre.com>
MNT Research GmbH
 Sheet: /
 File: reform2-trackpad.sch

Title: MNT Reform 2 Trackpad

Size: A4 Date: 2020-10-03

KiCad E.D.A. kicad 5.1.8+dfsg1-1+b1

Rev: 2.0R-1
 id: 1/1